



4 bed detached house to buy in

Princess Anne Court, Washington,
Washington, Tyne and Wear, NE38 7TR

£275,000

 x4  x2  x1

Tenure

Freehold

Property features

- ✓ Detached
- ✓ Four Bedrooms
- ✓ Driveway & Garage
- ✓ Close to Local Amenities
- ✓ EPC Rating B

Driveway & Garage parking

Key Information

- ✓ Council Tax: Band D
- ✓ EPC Rating: B
- ✓ Heating supply: Gas

Description

Welcome to this impressive four-bedroom detached family home, perfectly positioned on the highly sought-after Princess Anne Court, Washington.

With a driveway and garage providing ample parking, this superb property offers spacious, modern living throughout and is ideal for families seeking comfort and convenience in a popular residential location.

Upon entering, you are greeted by a welcoming entrance hall leading to a stylish kitchen diner, perfect for everyday dining and entertaining. The home also boasts a large lounge, offering plenty of space for relaxation, along with a convenient downstairs WC.

Upstairs comprises four well-proportioned bedrooms, including a master bedroom with its own en suite, and a modern family bathroom serving the remaining rooms.

Externally, the property benefits from a private driveway, garage and a well-maintained garden, completing this wonderful family home.

A fantastic opportunity to secure a spacious detached property in a desirable location — early viewing is highly recommended.

Council Tax Band: D

Tenure: Freehold

Price: £275,000

Property Type: Detached House

Parking: Driveway & Garage

Heating: Gas

External Front



Entrance Hall

6.129m x 2.218m (20'1" x 7'3")



Living Room

5.861m x 2.969m (19'2" x 9'8")



Kitchen Diner

5.779m x 3.26m (18'11" x 10'8")



Utility Room

2.266m x 1.442m (7'5" x 4'8")



Downstairs W.C.

1.55m x 0.967m (5'1" x 3'2")



Bedroom One

4.346m x 2.996m (14'3" x 9'9")



En-Suite

2.229m x 1.496m (7'3" x 4'10")



Bedroom Two

3.331m x 2.762m (10'11" x 9'0")



Bedroom Three

3.065m x 2.984m (10'0" x 9'9")



Bedroom Four

2.77m x 2.046m (9'1" x 6'8")



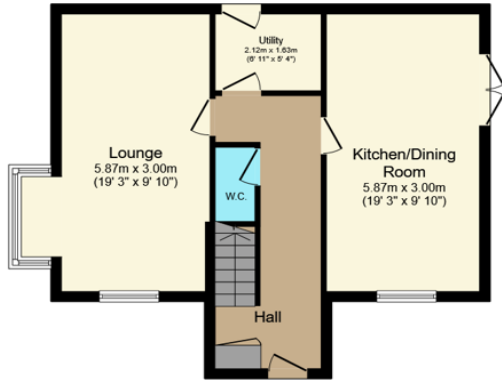
Bathroom

2.091m x 1.699m (6'10" x 5'6")

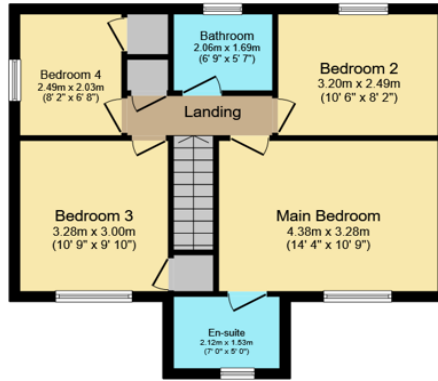


Exterior Garden

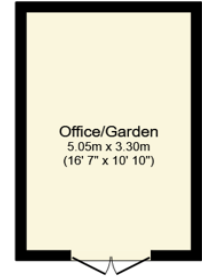




Ground Floor
Floor area 53.7 sq.m. (578 sq.ft.)



First Floor
Floor area 52.5 sq.m. (565 sq.ft.)



Outbuilding
Floor area 16.6 sq.m. (179 sq.ft.)

Total floor area: 122.7 sq.m. (1,321 sq.ft.)

This floor plan is for illustrative purposes only. It is not drawn to scale. Any measurements, floor areas (including any total floor area), openings and orientations are approximate. No details are guaranteed, they cannot be relied upon for any purpose and do not form any part of any agreement. No liability is taken for any error, omission or misstatement. A party must rely upon its own inspection(s). Powered by www.Propertybox.io

Energy Efficiency Rating		
	Current	Potential
<i>Very energy efficient - lower running costs</i>		
(92-100) A		94
(81-91) B	84	
(69-80) C		
(55-68) D		
(39-54) E		
(21-38) F		
(1-20) G		
<i>Not energy efficient - higher running costs</i>		
England, Scotland & Wales	EU Directive 2002/91/EC	

Princess Anne Court, Washington, Washington, Tyne and Wear, NE38 7TR

Contact your local branch today for more information on this property:

1A Brackenthwaite, Leicester, Leicestershire, LE4 7GA, <https://laxmanrealestate.com/contact>

These particulars, whilst believed to be accurate are set out as a general outline only for guidance and do not constitute any part of an offer or contract. Intending purchasers should not rely on them as statements of representation of fact, but must satisfy themselves by inspection or otherwise as to their accuracy. No person in this firm's employment has the authority to make or give any representation or warranty in respect of the property.

